

# DOWNLOAD PDF DOCUMENT



## FREIGHTLINER TRUCK TRAI...

**DOWNLOAD DOCUMENT NOW**

**Updated:** 10/24/2017

---

### DISCLAIMER:

CHAUVIN.CO uses the following freightliner truck trailer wiring diagram book available for free PDF download which is also related with

### FREIGHTLINER TRUCK TRAILER WIRING DIAGRAM

We offer you to download freightliner truck trailer wiring diagram as well as hundreds of other books in PDF format for free. The only condition is to pass a registration. You should click on the link below and then answer simple questions. It will not take more than a couple of minutes. Bear in mind that it is necessary to make the process of using our digital library more comfortable to you and other users; registration helps to devoid of hackers' attacks that are an ordinary thing on the Internet. Therefore, when you need freightliner truck trailer wiring diagram or your friend is looking for a good online library to download freightliner truck trailer wiring diagram for free, take advantage of our bargain and register now. When you need freightliner truck trailer wiring diagram or other eBooks, just register on our site once and you will get a free access to a treasury of eBooks. You will be able to download freightliner truck trailer wiring diagram on your device any time.

---

**DOWNLOAD NOW**

# DOWNLOAD PDF DOCUMENT

# DOWNLOAD PDF DOCUMENT

## FREIGHTLINER TRUCK TRAI...

### [X0100 WIRING DIAGRAM](#)

X0100 Strike Interface Time Delay Module Power Wiring Diagram(24 VAC VDC; 250mA Max) 5 Amp Max NC (Normally Closed) To Electric Strike Common C (Common) +24 V NO (Normally Open) (Dry Contacts) 2 1 NC (Normally Closed) To Control Activation C (Common) NO (Normally Open) (Dry Contacts) 3 4 2 Amp Max Activation Common Note: This module does not provide an output voltage to drive an electric strike. ...

**File name:** X0100-Wiring-Diagram.pdf

[Download now or Read Online](#)

### [BLOCK WIRING DIAGRAM FOR 2S-SS](#)

BLOCK WIRING DIAGRAM IWS-ABDS1. Without volume control2. With volume control Volume control should be auto transformer type control (SVC-W, SVC-I, RVC-W, RVC-I). The use of 8 ohm speakers is recommended. When A+B is selected, the net load to amplifier is 4 ohms.Dayton Audio PO Box 52 Springboro, OH 45066 300T575 ...

**File name:** 300-575-dayton-audio-iws-abds-block-wiring-diagram.pdf

[Download now or Read Online](#)

### [MICROSOFT WORD - CORDONA WIRING DIAGRAM SBK- 4 2 NEG. 4 COILS.DOC](#)

Wiring diagram for engines with 4 coils, 2 negative wires from the CDI, and 4 +12vwires from the stock wiring harness.For 3 cyl. and single cyl. splice the number of Killbox yellows necessary and ground theremaining yellows. For Dyna 2000; connect one (any) yellow to orange and one otheryellow to gnd. The other 2 yellows are not used, should be cut.A GP Switch should be installed in the Pullswitch...

**File name:** cordona wiring diagram SBK- 4 2 neg. 4 coils.pdf

[Download now or Read Online](#)

### [S80 WIRING DIAGRAM.CDR](#)

S80PRO Power Connections Fused 12V WIRING SCHEMATIC FOR S80PRO 86 Drawn from pin insertion side LAST UPDATED Note this connector has Three 18 11 2014 keyways in total NEEDS FIRMWARE Tel +44 (0)161 877 1419 V77.00 AND HIGHER Elec Dump Valve Fax +44 (0)161 877 7086 FOR ALL OPTIONS 85 Turbo Pressure Email office@dtafast.co.uk Aux 9 Tacho Cam Control Pump Relay Aux 7 Fuel Shift Light Fan Relay Idle V...

**File name:** S80 Wiring Diagram.pdf

[Download now or Read Online](#)





















# DOWNLOAD PDF DOCUMENT

# DOWNLOAD PDF DOCUMENT

Here below another book similar with:

## FREIGHTLINER TRUCK TRAI...

---

-  [freightliner truck trailer wiring diagram](#)
-  [semi truck and trailer diagram](#)
-  [semi truck and trailer inspection checklist](#)
-  [1994 nissan truck and pathfinder wiring diagram manual supplement](#)
-  [freightliner air line diagram](#)
-  [2006 freightliner columbia electrical diagram](#)
-  [freightliner foot brake valve diagram](#)
-  [volvo truck wiring diagrams](#)
-  [toyota electric truck 7hbw23 electrical wiring](#)
-  [plans for gooseneck horse trailer](#)
-  [kit companion travel trailer owners manual](#)
-  [2005 fleetwood pioneer travel trailer owners manual](#)
-  [google sketchup design trailer](#)
-  [ahzkt gotoip55 com2fcomment2fhtml2findex php3fpage3d126id3d1776 truck battery diagram](#)
-  [freightliner columbia brake light switch location](#)
-  [94 freightliner brake switch location](#)
-  [freightliner cascadia fuel warning lights](#)
-  [diagrama electrico freightliner](#)
-  [freightliner columbia dash gauge](#)
-  [minn kota manual 24v wiring diagram](#)

# DOWNLOAD PDF DOCUMENT